Hand2Note Pro.Tools
MTT/SNG

Hand2Note Pro.Tools
Professional stats and pop-ups collections
www.Hand2NoteProTools.com
Skype: Hand2Note.ProTools
E-mail: protools@hand2noteprotools.com

Contents

Description of Pro.Tools MTT/SNG 3
Composition of the package/collection 4
HUDs: 9max, 6max, Heads-Up 4
Pop-ups: 9max, 6max, Heads-Up 5
Statistics in HUD 8
HUD for players with more than 250 hands 10
HUD for players with more than 1500 hands 11
HUD BBvsSB 12
HUD for Heads-Up 13
Abbreviations in Heads-Up HUD 15
Statistics in pop-ups 16
PreFlop 16
PostFlop 17
General information about block with statistics in the pop-ups 18
Structure of the stats placement 19
Pop-up Showdown 21
Links 23
Contacts 23

Description of Pro.Tools MTT/SNG

Package for **MTT/SNG** tournaments.

HUDs: 9max/6max/Heads-Up
(automatic switching HUDs when changing the number of players at the table)

Features in HUDs:

- Positional HUD
  Example: Statistics of Steal for the players before of you, statistics of Fold to Steal for the players after you.

- Statistics in the HUD changed to a more accurate with increasing number of hands on your opponent.
  Example: Steal changed to 1st raise, in the HUD added stats folds 3bet pushes with the current stack size.

- Compact-Big HUD:
  6 max HUD: depending on the number of hands in the HUD are used from 15 to 60 stats
  Full-featured HUDs 3max and Heads-Up: preflop and postflop stats

Pop-ups:

Total and detailed stats, including the actions in different stacks sizes: 2-9bb/9-14bb/14bb/25bb+

Additional Features:

Display range when mouse over on preflop and postflop stats.

Composition of the package/collection

HUDs: 9max, 6max, Heads-Up

HUD 9max

HUD 6max

HUD Head-Up

All HUDs are positional, ie, different HUDs for different positions at the table.
HUDs automatically switch depending on your playing position.

Example: when playing Heads-Up when you're on the SB, on your opponent are displayed only stats that that correspond to the game at BB (folds to raise, 3bet, and others.)

Hand2Note Pro.Tools
Professional stats and pop-ups collections

Pop-ups: 9max, 6max, Heads-Up

All pop-ups are attached to the stats in the HUDs.

Detailed list of popup: http://hand2noteprotools.com/mttsng

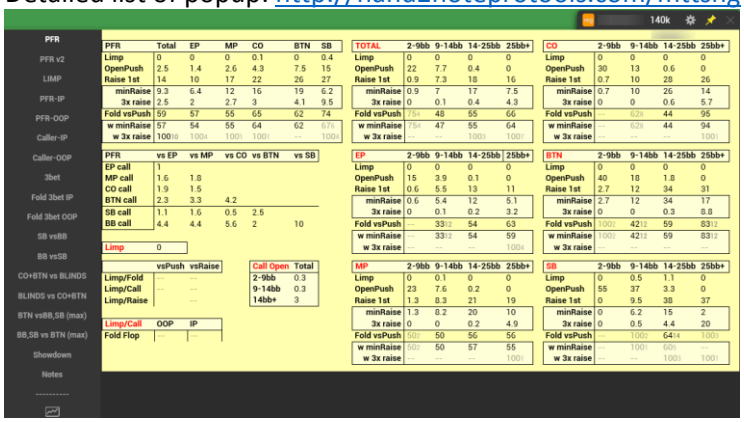

9max



6max

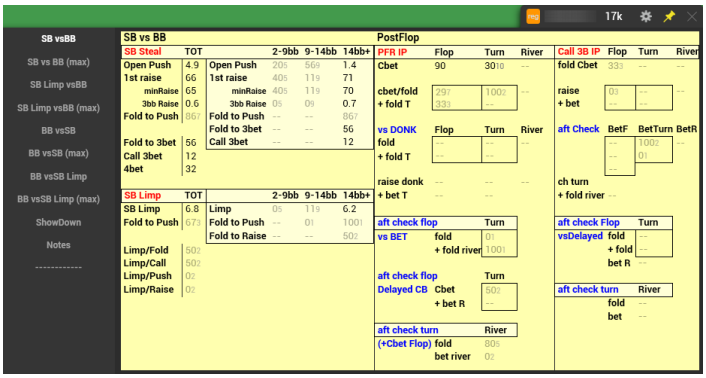

Heads-Up

http://Hand2NoteProTools.com
Pro.Tools – professional collection of stats
DB.Analysis – database analysis and analysis of opponents

e-mail:
protools@hand2noteprotools.com
skype: Hand2Note.ProTools

HUD on 9max and 6max tables

HUD for players before you
(HUD for those who can be preflop raiser / limper)

HUD for players after you
(HUD for those who can be caller or make 3bet)

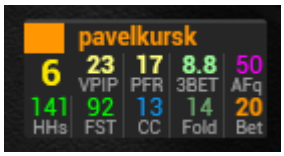

Statistics in HUD

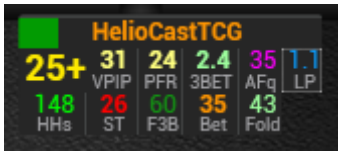

HUD for players before you

(HUD for those who can be preflop raiser / limper)

Stack size vsHero
(Effective stack relative to your stack and the stack of Player)

VPIP
Pop-up **PFR**

PFR
Pop-up **PFR v2**

3bet Total
Pop-up **3bet**

Aggression frequency total
Pop-up **Showdown**

Limp Total
Pop-up **Limp**

Number of Hands

Steal
For players on EP and MP positions Pop-up **PFR**
For players on CO and BTN positions Pop-up **CO,BTN vs Blinds**

Fold to 3bet Total
For players in position Pop-up **Fold 3bet IP**
For players out of position Pop-up **Fold 3bet OOP**

Bet Flop Total / total % of bets on Flop
For players in position Pop-up **PFR IP**
For players out of position Pop-up **PFR OOP**

Fold Flop Total / total % folds on Flop
For players in position Pop-up **PFR IP**
For players out of position Pop-up **PFR OOP**

HUD for players after you

(HUD for those who can be caller or make 3bet)

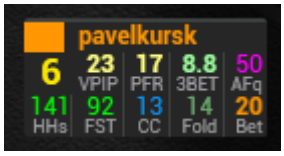

First line in HUD is the same like for preflop raiser
(VPIP/PFR/3bet/Aggression)

Fold to Steal
On positions CO or BTN stat fold: **Blinds fold to Steal CO+BTN**
(Pop-up **Blinds vs CO,BTN**)

Cold Call (Call Open)
(Pop-up **PFR**)

Fold Flop Total
Total % of folds on Flop
(Pop-up **PFR IP** for players in position or **PFR OOP** for players out of position)

Bet Flop Total
Total % of bets on Flop
(Pop-up **Caller IP** for players in position or **Caller OOP** for players out of position)

Icon for writing notes on opponents and browsing played hands

HUD for players with more than 250 hands

In HUD adds the stats and stats become more accurate.

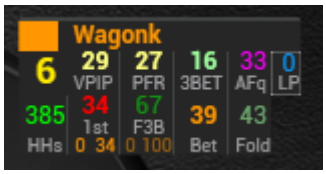

HUD for players before you

Stat ST (Steal) changed to **1st Raise Total** in current position on table
Under stat:
Open Push and **1st Raise**

Stat **Fold to 3bet Total** changed to **Fold to 3bet IP** / **Fold to 3bet OOP** / **Fold to ReSteal**
Under stat:
Fold to 3bet Push и **Fold to 3bet**

Limp Total changed to **Limp in current position**

* Clarification: Fold to 3bet IP = EP+MP vs SB+BB
Fold to 3bet OOP = EP+CO vs MP+BTN
Fold to ReSteal = CO+BTN vs SB+BB

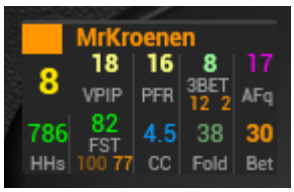

HUD for players after you

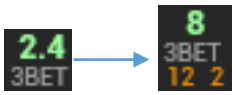

Under stat:
3bet Total added more accurate stats
3bet Push IP/OOP/ReSteal and **3bet IP/OOP/ReSteal**

Fold to Steal Total (FST) changed to **Fold to Steal position vs position** (only for late positions SB+BBvsBTN+CO).
Under stat:
Fold to Steal vs Push and **Fold to Steal vs Raise**

* Clarification: 3bet IP = SB+BB vs EP+MP
3bet OOP = MP+BTN vs EP+CO
ReSteal = SB+BB vs CO+BTN vs

HUD for players with more than 1500 hands

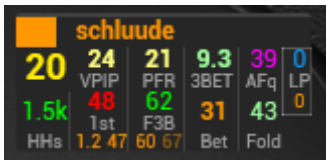

HUD for players before you

Total 1st Raise changed to **1st Raise with current effective stack size vsHero.**
Under stat:
Open Push with current effective stack size vsHero
1st Raise with current effective stack size vsHero

Common stat Fold to 3bet IP/OOP/ReSteal changed to **Fold to 3bet IP/OOP/ReSteal with current effective stack size vsHero.**
Under stat:
Fold to Push with current effective stack size vsHero
Fold to 3bet with current effective stack size vsHero

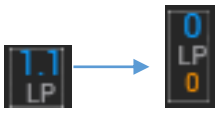

Under **Limp** stat added **Limp with current effective stack size vsHero**

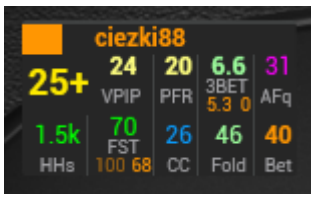

HUD for players after you

Fold to Steal changed to **Fold to Steal with current effective stack size vsHero**
Under stat:
Fold to Steal with current effective stack size vsHero
Fold to Steal with current effective stack size vsHero

Under stat:
3bet Push IP/OOP/ReSteal and **3bet IP/OOP/ReSteal with current effective stack size vsHero**

CallOpen IP/OOP/ReSteal changed to **CallOpen with current effective stack size vsHero**

HUD BBvsSB

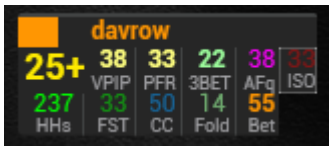

BB isoRaise Total / BB Raise Total after SB limp
(Pop-up **BB vsSB**)

Stats in HUD after 250 hands

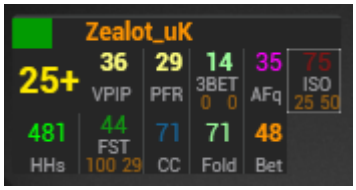

Under stat:
Added more accurate stats
BB isoPush and **BB isoRaise**

Stats in HUD after 1500 hands

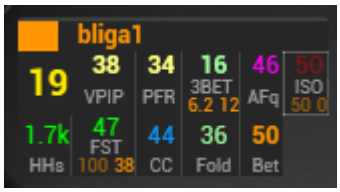

BB isoRaise Total changed to **BB isoRaise Total with current effective stack size vsHero**
Under stat:
BB isoRaise with current effective stack size vsHero
BB isoPush with current effective stack size vsHero

HUD for Heads-Up

Special HUD for Heads-Up games
(Different HUD for SB and BB positions)

Heads-Up

HUD for players with total number of hands up to 1500

Clarification: on 3max table statistics are displayed in HUD which are corresponds to 3max, so in the HUD the second line under VPIP added stats from 6max, allowing better tracking of game dynamics when low number of players at the table.



51 – VPIP 3max (top line stats for 3max)
45 – VPIP 6max (bottom line for stats 6max)

HUD for players with total number of hands from 1500

Abbreviations in Heads-Up HUD

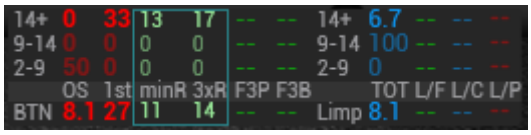

HUD for player before you

OS	Open Shove / All-in
1st	1st Raise
minR	Min Raise (2bb Raise)
3xR	3x Raise (3bb Raise)
F3P	Fold to 3bet Push (Fold vs All-in/Shove)
F3B	Fold to 3bet
Limp	
TOT	Total stats
L/F	Limp/Fold
L/C	Limp/Call
L/P	Limp/Push (All-in/Shove)

HUD for player after you

FvP	Fold to Push / Fold to All-in
FvR	Fold to Raise
FmR	Fold to minRaise (2bb raise)
F3xR	Fold to 3x Raise (3bb raise)
CL	Call
OS	Open Shove / 3bet Push / 3bet all-in
3B	3bet
vLimp	vs Limp
X	Check
OS	Open Shove/All-in
ISO	Isolate Raise (Raise after Limp)

Statistics in pop-ups

BB vs SB

vs SB Raise	TOT		2-9bb	9-14bb	14bb+	PostFlop BB	Flop	Turn	River
Fold to Push	77	Fold to Push	5812	8614	1004	fold to cbet	449	502	--
Fold to Raise	59	Fold to Steal	502	605	60	raise	229	502	--
Fold minRaise	50	Fold minRaise	1001	605	45	MissedCbet	Bet 3street	Bet 2street	Bet River
Fold 3bbRaise	504	Fold 3bbRaise	01	--	673		5010	1001	--
Call Steal	28	Call Steal	02	205	29		--	--	
		3bet Push	502	205	3.2		--		
3bet Push	5.8	3bet	02	05	8.1	aft check Flop		Turn	
3bet	7.2					vsDelayCbet	fold	333	
Fold to 4bet	--						bet	02	

vs SB-Limp	TOT		2-9bb	9-14bb	14bb+	aft Check	Flop	Turn	River
Push	08	Push	--	--	08	fold to Bet	502	01	--
Raise	628	Raise	--	--	628	raise	02	1001	--
BB Fold:		Fold vs Push	--	--	--				
vsLimp Push	--	Fold vs Raise	--	--	1001	aft Raise	Flop	Turn	River
vsLimp Raise	1001					BB Cbet	502	1001	--
						fold to ch/r	--	--	--

PreFlop

vs SB Raise	TOT
Fold to Push	77
Fold to Raise	59
Fold minRaise	50
Fold 3bbRaise	504
Call Steal	28
3bet Push	5.8
3bet	7.2
Fold to 4bet	--

Fold minRaise: Fold to 2bb Raise
Call Steal: CallOpen BBvsSB)
Clarification: Raises and Pushes (All-ins) are divided

	2-9bb	9-14bb	14bb+
Fold to Push	5812	8614	1004
Fold to Steal	502	605	60
Fold minRaise	1001	605	45
Fold 3bbRaise	01	--	673
Call Steal	02	205	29
3bet Push	502	205	3.2
3bet	02	05	8.1

Detailed statistics of folds and calls depending of the stack size
Clarification: This division of the stacksize has been obtained on the basis of research tournaments with starting stacks of 25bb

Hand2Note Pro.Tools
Professional stats and pop-ups collections

PostFlop

as Caller

IP	Flop	Turn	River
fold Cbet	35	405	--
raise cbet	25	405	--
+ bet	502		
vsMissed Cbet	**Bet 3street**	**Bet 2street**	**Bet river**
	56	1003	01
	673	--	
	--		
ch turn			
+fold river	01		
fold to ch/r	502	--	--

aft check Flop		Turn
vsDelayedCbet	fold	405
	+fold	502
	+bet R	--
	raise	205

aft check Flop		Turn
bet Caller	bet	02
	+ bet R	--

aft check Turn		River
(+callCbetFlop)	fold	--
	bet	--

aft check Turn		River
(+check Flop)	fold	--
	raise	--
	bet	02

TOT	vs EP	vs MP	vs CO
MP call	3		
CO call	1.7	2	
BTN call	4	2.6	6.9
		CallOpen	--

TOTAL IP/OOP			
Bets	52	39	39
Raises	13	21	21
Folds	57	48	66

fold cbet	Flop	Turn	River
30-50%	43	1001	--
50-65%	437	673	--
65-85%	--	--	--

fold cbet	Flop	Turn	River
A-KQJ	--	--	--
A-low	673	01	--
Paired	676	--	--

vs Overcard	fold Cbet OC	Turn OC	River OC
	Fold AKQ	--	--
	+ fold	--	
	+ bet	--	

MultiWay	Flop	Turn	River
Fold Cbet	--	--	--
raise cbet	--	--	--
float	--	--	--
+ bet	--	--	

	Flop	Turn	River
agg	5.1	3.3	2.5
agg %	50	38	22
	WTSD	30	
	WonSD	54	
	WonSDbig	57	
	Flop	Turn	River
raise wsd	67	0	--
c/raise wsd	100	--	--

as PFR

OOP	Flop	Turn	River
Cbet	81	33	502
cbet/fold	676	--	--
+ fold T	--		
cbet/3bet	333	--	

aft check	Flop	Turn	River
ch/fold	867	7010	1001
+ fold T	--	--	
+ fold R	--		
ch/raise	07	119	01

Delayed Cbet		Turn
aft check Flop	Cbet	01
	+ bet R	--
	ch/fold	--
	fold raise	--
	+fold R	--

aft check Flop		Turn
vs BET	fold	--
	+ fold R	--

aft check Turn		River
(+Cbet Flop)	bet	02
	fold	--

aft check Turn		River
(+check Flop)	bet	01
	fold raise	--
	fold	--

TOTAL IP/OOP			
Bets	52	39	39
Bets/Fold	50	229	03
Raises	13	21	21
Folds	57	48	66

cbet fold	Flop	Turn	River
30-50%	754	--	--
50-65%	1001	--	--
65-85%	01	--	--

Boards	Flop	Turn	River
A-high	789	754	1001
Paired	717	1001	--

OverCards		Turn OC	River OC
	Cbet in OC	03	01
	+ bet	--	
	ch/fold R	--	

MultiPot	Flop	Turn	River
Cbet	502	--	--
cbet/fold	--	--	--
ch/fold	--	--	--
+ fold T	--	--	

	Flop	Turn	River
agg	5.1	3.3	2.5
agg %	50	38	22
	WTSD	30	
	WonSD	54	
	WonSDbig	57	
	Flop	Turn	River
raise wsd	67	0	--
c/raise wsd	100	--	--

Clarification: circled stats reflect action on next streets.
Stats in the circled blocks are read from top to bottom.

General information about block with statistics in the pop-ups

Main stats in pop-up are Heads-UP, ie 1vs1 on Flop

Separate block for a multiway pots (**MultiWay**).

Stats for boards and action with OverCards on Turn and River.

vs Overcard	fold Cbet OC	Turn OC	River OC
	Fold AKQ	--	--
	+ fold	--	
	+ bet	--	

Caller

OverCards	Turn OC	River OC
Cbet in OC	03	01
+ bet	--	
ch/fold R	--	

PFR

Stats for fold with different betsizes for Callers and Stats for folds to raises with different betsizes for PreFlop Raiser.

fold cbet	Flop	Turn	River
30-50%	43	1001	--
50-65%	437	673	--
65-85%	--	--	--

Caller

cbet fold	Flop	Turn	River
30-50%	754	--	--
50-65%	1001	--	--
65-85%	01	--	--

PFR

Stats with general information about Bets, Raises and Folds.

TOTAL IP/OOP			
Bets	52	39	39
Bets/Fold	50	229	03
Raises	13	21	21
Folds	57	48	66

Information about Aggression and wins at showdown with raises and check/raises. (Same information are in Pop-up Showdown)

	Flop	Turn	River
agg	5.1	3.3	2.5
agg %	50	38	22
	WTSD	30	
	WonSD	54	
	WonSDbig	57	
	Flop	Turn	River
raise wsd	67	0	--
c/raise wsd	100	--	--

Structure of the stats placement

Pop-up Caller IP

IP	Flop	Turn	River
fold Cbet	35	405	--
raise cbet	25	405	--
+ bet	502		

raise cbet	25
+ bet	502

Raise cbet = Raise cbet on Flop
+ Bet = Bet on Turn after Raise on Flop

vsMissed Cbet	Bet 3street	Bet 2street	Bet river
	56	1003	01
	673	--	
	--		
ch turn			
+fold river	01		

Bet vsMissed Cbet
Bet 3street = Bet Flop +Turn+River

Bet 3street
56
673
--

Bets of Caller, when Preflop Raiser made check/call
Bet Flop
Bet Flop / Bet Turn
Bet Flop / Bet Turn / Bet River

Bet 2street
1003
--

Call Flop / Bet Turn
Call Flop / Bet Turn / Bet River

ch turn	
+fold river	01

Fold of Caller on River after one bet on Flop
Bet Flop / Check Turn / Fold River

aft check Flop		Turn
vsDelayedCbet	fold	405
	+fold	502
	+bet R	--
	raise	205
aft check Flop		Turn
bet Caller	bet	02
	+ bet R	--

Aft check Flop vs Delayed Cbet Bet

aft check Flop		Turn
vsDelayedCbet	fold	405
	+fold	502
	+bet R	--

Check Flop / Fold Turn
Check Flop / Call Turn / Fold River
Check Flop / Call Turn / Bet River

aft check Flop		Turn
bet Caller	bet	02
	+ bet R	--

Check Flop / Bet Turn
Check Flop / Bet Turn / Bet River

Clarification:
+Fold and **+Bet** action on the next street

Pop-up PFR OOP

OOP	Flop	Turn	River
Cbet	81	33	502
cbet/fold	676	--	--
+ fold T	--		

Statistics of preflop raiser actions out of position

cbet/fold	676
+ fold T	--

Check-Fold Flop
Check-Call Flop/ Check-Fold Turn

aft check Turn		River
(+Cbet Flop)	bet	02
	fold	--

Aft check Turn (+Cbet Fop)
Cbet Flop / Check Turn ….

aft check Turn		River
(+check Flop)	bet	01
	fold raise	--

Aft check Turn (+check Fop)
Check Flop / Check Turn ….

Pop-up Showdown

Total hands	15k		
WTSD	30		
WWSF	47		
WonSD	54		
WonSDbig	57		
	Flop	Turn	River
raise wsd	67	0	--
c/raise wsd	100	--	--

TOTAL	IP	OOP	Player's Folds vs Folds EV=0		
River	Bet&Win%	Bet&Win%	Fold vs bet	IP	OOP
Total	100	57	10%-30%	--	--
10%-30%	--	--	30%-50%	16	16
30%-50%	100	50	50%-65%	40	--
50%-65%	100	67	65%-85%	54	--
65%-85%	--	--			
85%+	--	--			

% Correct

OpenPush	EP	% Stat	MP	% Stat	CO	% Stat	BTN	% Stat	SB	% Stat
2-9bb	6414	25	5315	24	6715	27	48	50	8513	50
9-14bb	1006	6.4	8312	9.5	9315	14	81	26	65	48
14bb+	502	0.3	01	0.1	605	0.5	1002	0.5	577	4.1

Stats popup bet sizing can detect value bets
and predisposition to fold at certain betsizes.

Revealing bet size of value bets

TOTAL	IP	OOP
River	Bet&Win%	Bet&Win%
Total	100	57
10%-30%	--	--
30%-50%	100	50
50%-65%	100	67
65%-85%	--	--
85%+	--	--

River: Preflop raiser and Caller in single raised pots in position and out of position.
Total: common statistics of winning at showdown with bets on river.
30%-50%: betsize on river from 30% to 50% of pot.
50%: percentage of situations in which the pre-flop raiser bet from 30% to 50% of pot and win.

pink stats – showdown wins or percentage of successful value-bets

The lower the percentage of showdown wins using the given sizing, the more the bluffs, and vice versa – the higher the percentage of wins, the more value-bets.

Clarification: **Bet & Win%** situation when preflop raiser of caller bet on river with current betsize and there were no raises in Flop or Turn.

Choosing bets for bluffs and value

Player's Folds vs Folds EV=0		
Fold vs bet	IP	OOP
10%-40%	13	-4
40%-60%	34	18
60%-75%	24	26
75%-100%	27	14

An example of a similar popup

Player's Fold vs Fold EV=0: These stats show how your opponent fold in position or out of position differs from the fold with EV = 0
(stat is the difference between the current and a fold opponent with a fold EV=0)

Clarification: Plus – fold, Minus – doesn't fold

26% - player out of position folds 26% more frequently on bets 60%-75% of pot
-4% - player out of position folds 4% less frequently on bets 10%-40% of pot
Folds when EV=0:
bet 40% => Fold to bet29%
bet 60% => Fold to bet 38%
bet 750% => Fold to bet 43%
bet 100% => Fold to bet 50%

GamePlay Analysis: correct pushes with different stacks

% Correct		
OpenPush	EP	% Stat
2-9bb	6414	25
9-14bb	1006	6.4
14bb+	502	0.3

% Correct: Statistics of correct pushes with different effective stack sizes (Ranges were calculated based on the balanced NASH charts)
EP: Position
64%: Percentage of correct pushes with stacksize 9bb
100%: Percentage of correct pushes with stacksize 9bb
50%: Percentage of correct pushes with stacksize 25bb
Clarification: **64**14 :"14" number near stat: samples
% Stat: Range of Push in different stack sizes (These stats are also in PFR popup)

25%: Range of Push with StackSize 2-9bb
6.4%: Range of Push with StackSize 9-14bb
0.3%: Range of Push with StackSize 14bb+

Clarification: it is recommended to use the stats of correct push for common analysis and player should have 10k hands.

Links

Site: www.hand2noteprotools.com

Download package /Update:
http://hand2noteprotools.com/index.php?route=account/download
Help/Instructions:
http://hand2noteprotools.com/helpdesk
Ask question (Web form):
http://hand2noteprotools.com/index.php?route=information/contact

YouTube Channel: https://www.youtube.com/channel/UCKBTDLVbluTEg2HEo8CqHlw

Contacts

e-mail: protools@hand2noteprotools.com
skype: Hand2Note.ProTools